

Snom M58

MAKING CALLS

Use the keypad to enter the desired number. Call the number by lifting the handset from its cradle, or by pressing **DIAL**.



ANSWERING CALLS

You can answer an incoming call by lifting the handset from its cradle or press **ANSWER**.




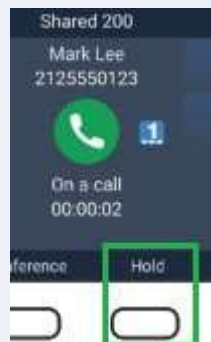
ANSWERING A SECOND CALL

If a second call is coming in while you are on the current call, press the green flashing key for the call you want to answer. Then lift the handset from its cradle and press **ANSWER**.



PUTTING A CALL ON HOLD

You can put your current call on hold by pressing **HOLD** or  the button.



TO TAKE A CALL OFF HOLD


To take the current call off hold, you press the **CALLS** soft key, then press the **RESUME** soft key.

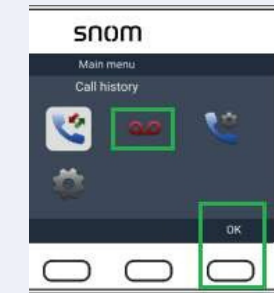
TO TAKE A CALL OFF HOLD

When you have a call on hold, use the keypad to enter the number you wish to dial. Call the number by pressing **DIAL**.



LISTENING TO VOICEMAIL MESSAGES

Press the **MENU/CONFIRM** key, then press  the voicemail icon and press **OK**.



The message screen will appear. Press the down arrow to highlight the desired account you want to check messages on, and press **DIAL**. Follow the voice prompts to listen to your messages.

